



~~1006~~
1006

*E h h m h fu h S l E fu i t h d d i t a
fu f h d fu a d t A fu i t a f h d i w d*



K D

Woman/women	To feel	Easy/difficult	What color?
Man/men	To stop	Beautiful	How is it?
Police officer	To see	Fast/slow	How do you feel?
Sign	To speak	Happy/sad	Where?
Paper	To be	Scared/worried	When?
Personality	To walk	Upset	Who?
Eyes, hair	To drive	Responsible	
Children	To have	Brave	
Look	To ask	Calm/nervous	
Car	To give	So-so	

B ɒ ɪ ɛ ɛ ɔ ɒ ɛ ɔ ɛ ɛ
 ɒ ɒ ɒ ɛ ɛ ɛ

ɛ ɛ

R ʌ ɒ ɒ ɔ ɒ

ɛ ɛ ɒ ɒ ɒ ɔ ɔ ɛ ɛ ɛ ɛ ɛ ɛ ɛ ɛ
 ɛ ɒ ɛ ɛ ɛ ɛ ɛ ɛ ɛ ɛ ɛ ɛ ɛ ɛ ɛ
 ɛ ɛ ɛ ɛ ɛ ɛ ɛ ɛ ɛ ɛ ɛ ɛ ɛ ɛ ɛ
 ɛ ɛ ɛ ɛ ɛ ɛ ɛ ɛ ɛ ɛ ɛ ɛ ɛ ɛ ɛ


ɛ ɛ ɛ ɛ ɛ ɛ ɛ ɛ ɛ ɛ ɛ ɛ ɛ ɛ ɛ
 ɛ ɛ ɛ ɛ ɛ ɛ ɛ ɛ ɛ ɛ ɛ ɛ ɛ ɛ ɛ
 ɛ




Write down the name of what the image represents and practice saying these words aloud.



beach



beach



yield


beach yield

1. Describe the colors, people, and actions in this image: "I see..."

2. Describe your feelings looking at this image: "I feel..."

beach yield
beach yield
beach yield




 _____ The teacher asks students at the end of each lesson what they learned and how they felt doing these activities. The teacher may want to take notes based on what students share to help in preparing the lesson for the following week. Guiding questions for instructors to pose to students include the following:

-

E b b m b fu b S l E fu i t h d d i t a
fu f h d fu a d t A fu i t a f h d i w d
fu

E h u m h fu u S l E fu i t h d d i t a
fu f h d fu a d t A fu i t a f h d d



*E b h m h fu h S l E fu i t h d d i t a
fu f h d fu a d t A fu i t a f h d i w p
fu*

E h u m h fu u S l E fu i t h d d i t a
fu f h d fu a d t A fu i t a f h d i

